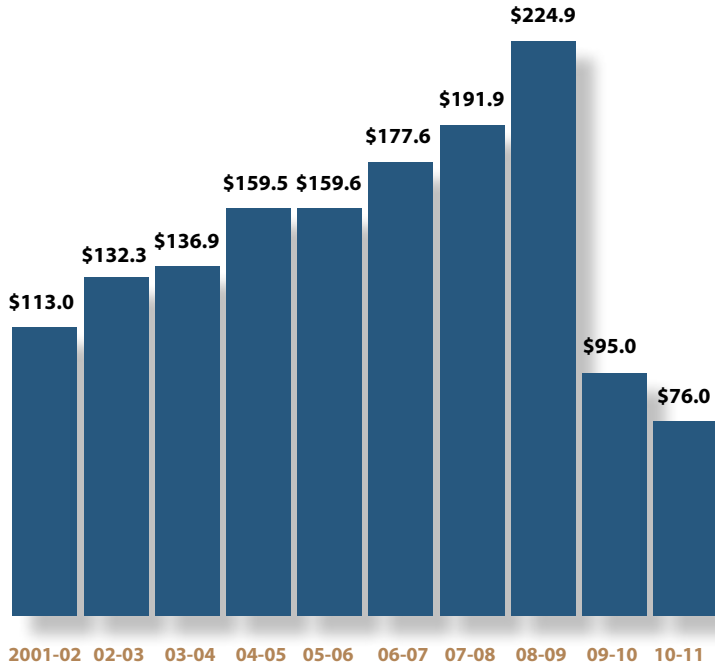




## Need-Based Financial Aid from State of Ohio Academic Years 2001-02 to 2010-11

Actual Expenditures through 2008-09; appropriations for 09-10 and 10-11  
All figures in millions




Sources: Office of State Grants and Scholarships, Ohio Board of Regents (2001-02 through 08-09); Ohio Amended Substitute House Bill 1, 128th General Assembly (2009-10 through 10-11)



*“Many students today can’t afford to pursue a college degree without financial assistance. During the past academic year, Ohio’s low-income students attending OFIC institutions have lost between \$3,400 - \$5,600 each in cuts from previously funded state tuition assistance programs. For these students already on the financial fringe, this has been challenging. This means these students will be depending on OFIC and its donors even more.”*

– Mike Anderson  
Chairman and CEO  
The Andersons, Inc.  
and OFIC Statewide  
Campaign Chair  
2011-13

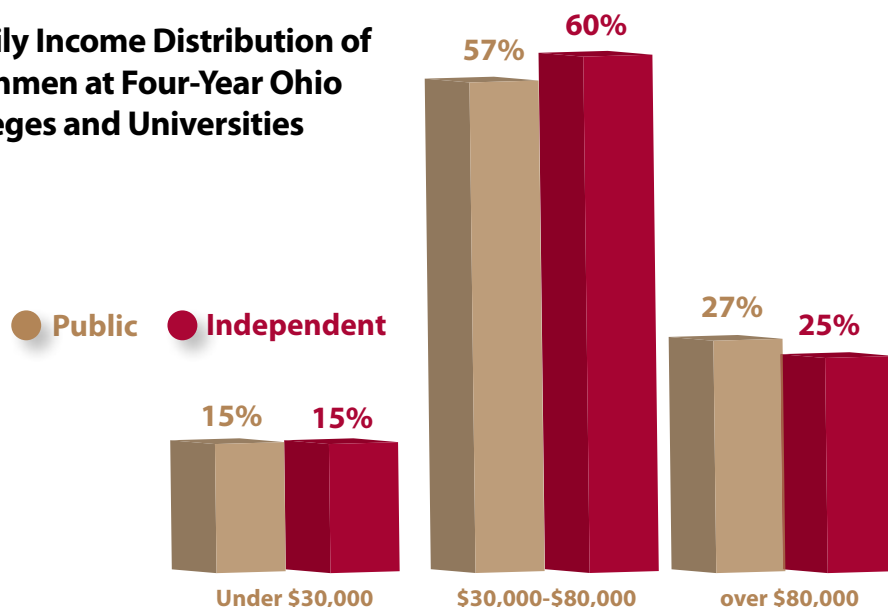
**It costs Ohio taxpayers significantly less to produce a graduate at independent colleges and universities than it does at public universities.**



Note: The \$1,391 to the left refers to state-tax-funded grants awarded directly to low income students attending Ohio private colleges.

Source : Expenditures, Ohio Board of Regents; Degrees, National Center for Educational Statistics

## Family Income Distribution of Freshmen at Four-Year Ohio Colleges and Universities



Source: Higher Education Research Institute

### Ohio Average Student Loan Debt at Graduation

Public	\$ 23,001
Independent	\$ 25,631

Source: The Project on Student Debt 2009

### Ohio Independent Colleges' Entering Freshmen

<b>Average Tuition</b>	<b>\$ 24,534</b>
<b>Average Financial Aid</b>	<b>-21,590</b>
<small>(Includes grants, scholarships, loans, work study)</small>	
<b>Average Annual Cost</b>	<b>\$ 2,944</b>

Source: AICUO Tuition Survey, 2009 and AICUO Financial Aid Survey